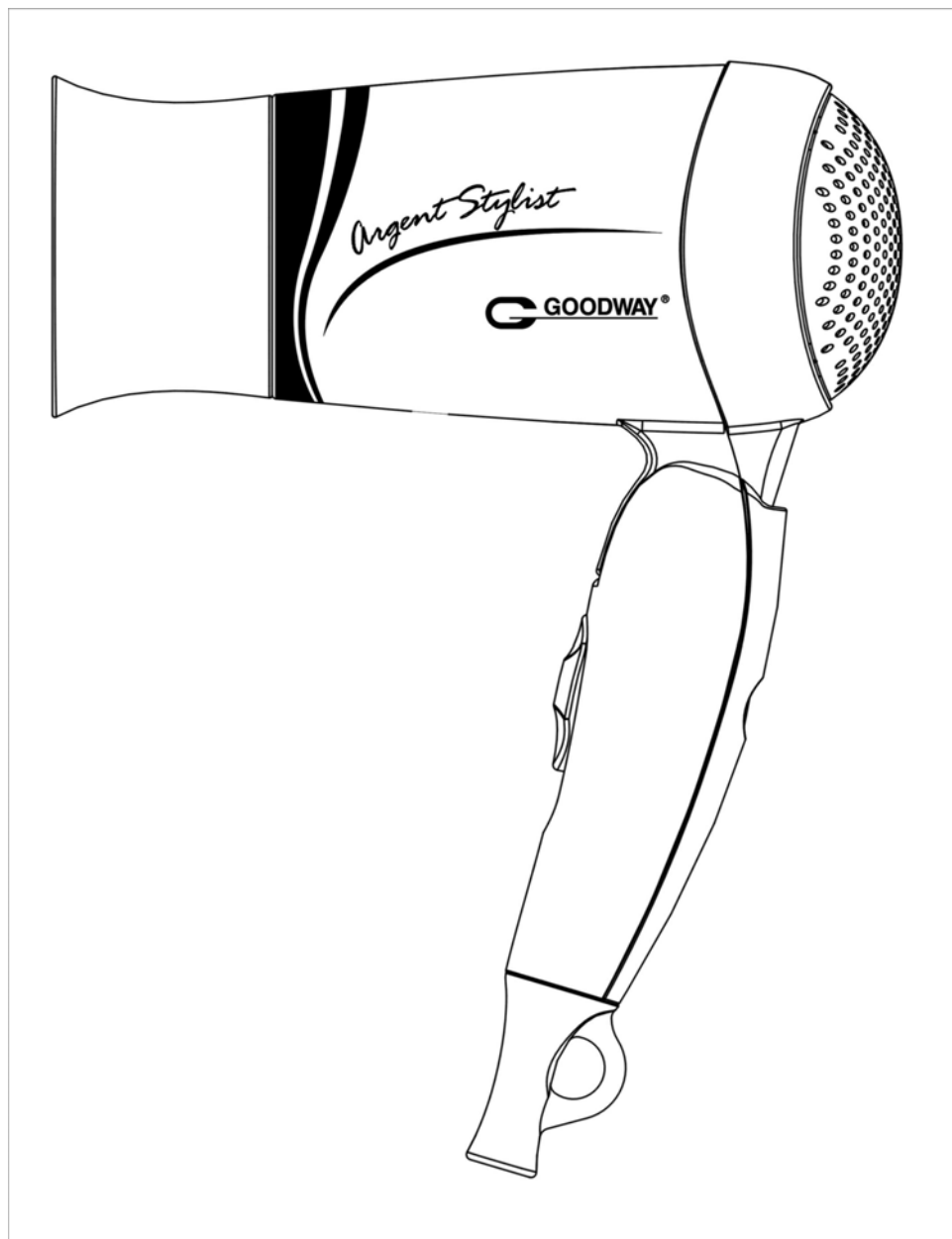


# TRAVEL HAIR DRYER INSTRUCTION MANUAL



MODEL: HD-236 / HD-236-ion

# IMPORTANCE SAFEGUARDS

Please read this instruction manual carefully before using this product, The safety instruction included in it will be helpful for you to use this appliance safely and correctly and avoid any injury, hurt being caused to yourself or others

Safety instructions are classified into following two categories:

Warning: Contents may lead to death or serious injuries.

Caution: Contents may lead to serious injuries or damage to properties

After reading this instruction manual, please store it where is accessible to the user.

## WARNINGS:

Electrical conditions:

1. Always switch off the hair dryer after use and before unplugging the product from the power socket. Pull out the plug when not in use. Always grasp the plug to disconnect from the main socket and never unplug by pulling the cord.
2. Before operating, be sure dual voltage selector is in correct position, and read the information about dual voltage contained in this instruction manual.
3. Do not cut, damage, or modify the cord. Do not pull, twist, or bend the cord with unnecessary force. Do not place heavy objects on the cord or allow the cord to get pinched between objects. Do not wind the cord around the product. They may cause fire or electric shock. If the cord is damaged or gets heated up, discontinue use immediately.
4. When the hairdryer is used in a bathroom, unplug it after use since the proximity of water presents a hazard even when the hairdryer is switched off.
5. For additional protection the installation of a residual current device(RCD) with a rated operating current not exceeding 30mA is advisable in the electrical circuit supplying the bathroom. Ask your installer for advice.
6. This appliance can be used by children aged from 8 years and above and persons with reduced physical, sensory or mental capabilities or lack of experience and knowledge if they have been given supervision or instruction concerning use of the appliance in a safe way and understand the hazards involved. Children shall not play with the appliance. Cleaning and user maintenance shall not be made by children without supervision.

Using the appliance

1. Be sure that dual voltage selector is in correct voltage position before operating. Before plugging in, read the information about dual voltage contained in the instruction section of this manual.

2. This appliance was set to operate at 230V by manufacturer, refer to operating instruction section of this manual for conversion to 115V operation or the equivalent.
3. Discontinue use immediately if the unit produces air intermittently, the cord or plug is damaged or becomes hot. It may cause fire, electric shock, short circuit, or burns.
4. Never insert foreign objects such as hair pins into either the air inlet or outlet. It may cause fire, burns, or electric shock.
5. Do not use the appliance near inflammable materials such as benzene, paint thinner, sprays, etc. It may cause an explosion or fire.
6. Do not use the appliance when your hands are wet. It may cause electric shock, and/or short circuit.
7. **Do not use the appliance near bathtubs, showers, basin or other vessels containing water.** It may cause electric shock and /or fire as a result of a deteriorating insulation. Do not submerge the product in water. It may cause electric shock, and /or short circuit.
8. Keep the unit away from children. Do not let them use or play with the unit. Allowing children to play with unit may result in burns, electric shock or other injuries.

#### Repairing the unit

1. Do not attempt to disassemble, repair or modify the unit by yourself. You may injure yourself as a result of fire, or abnormal operation.
2. **If the supply cord is damaged, it must be replaced by the manufacturer, its service agent or similarly qualified persons in order to avoid a hazard.**
3. **Prior to cleaning or other maintenance, the appliance must be disconnected from the supply mains.**

#### CAUTION:

1. Do not put your hands on the air outlets. You may get burned.
2. Do not leave the unit switched on. It may cause fire.
3. Do not use the product if the air outlets are damaged. You may get burned.
4. Do not use the unit for purposes other than drying and styling human hair. And avoid using the dryer on an infant. It may result in burns, fire, and/or accidents.
5. Do not use the product if you have damaged it by dropping or knocking it. This may cause electric shock and/or fire.
6. Do not touch the nozzle as it will become hot during/after use. Failure to do so may result in burns.

7. Exercise extreme caution to prevent hair from being sucked into the air inlets. It may result in burns.
8. Do not use thinner, benzene, or any other solvents to clean the unit as it may damage the unit.
9. This product is equipped with an automatic overheating protective device. If the appliance overheats, it will switch off. Unplug the appliance. Allow it to cool down for a few minutes, and the appliance can be used again. Before switching on again, check for blockage by fluff, hair etc. at the air inlet and outlet.

## SAVE THESE INSTRUCTIONS

Parts and features(as shown in figure 1):

1. Concentrate Nozzle
2. Main body
3. Rear Cover
4. Inlet mesh
5. Handle
6. Power Switch
7. Dual voltage selector
8. Cord guard

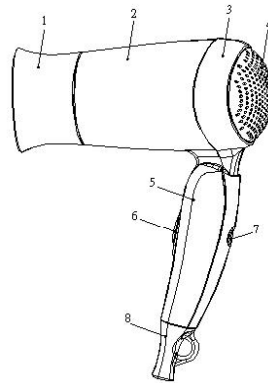


Figure 1

How to use the hair dryer

### 1. Voltage selection function

Be sure that the dual voltage selector has been set at the correct voltage position corresponds to the local main voltage before operating. (Refer to figure 2 shows setting 115V, and figure 3 shows setting 230V)

Caution: Allow to be plugged only after the dual voltage selector is adjusted to the correct voltage setting.

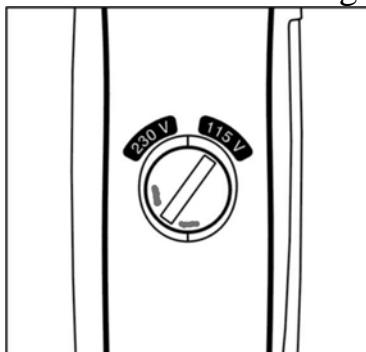


figure 2

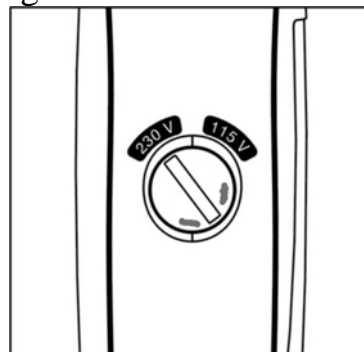
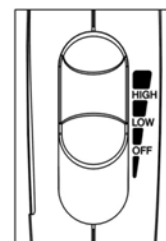


figure 3

### 2. Power switch( as shown in figure 4)



- a. Off: Power off
- b. Low: Gentle airflow suits for short hair drying or styling.
- c. High: Strong airflow suits for long hair drying or styling.

figure 4

3. Anion function ( for HD-236-ion only)

This appliance equipped with anion generator, it will generate anion when switch on the hair dryer at low or high setting. Anion has strong oxygenation property, which can effectively kill all kinds of virus and bacteria of human hair. It also can neutralize with the static electricity between hairs, and prevent hair from kick pleat, make hair more beautiful and softer

4. Foldable handle(as shown in figure 5)

After use, the unit should be switched off and unplugged, and then fold the foldable handle for easy storage after the unit has completely cooled down.

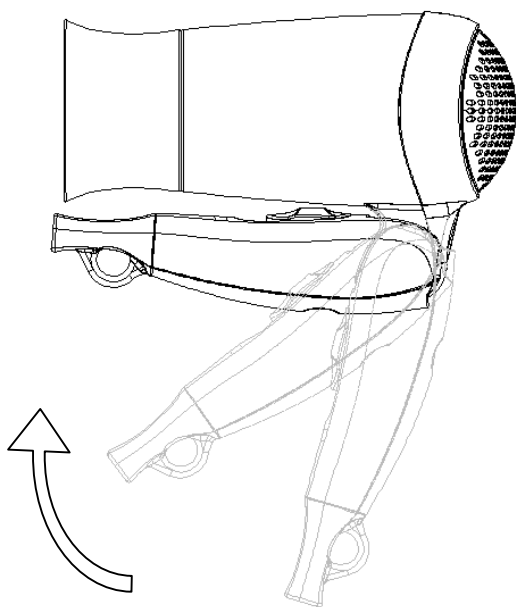


figure 5

Features:

With so many features such as novelty, beautiful to look at, compact and convenient to use, easy operating and storage with foldable handle, this travel electrical hair dryer is suitable for use in house, travel and office with a different voltage supply.

Specification:

Voltage	115V		230V	
Settings	Low	High	Low	High
Output	600W	1200W	600W	1200W
Dimensions	163X70X336mm(LXWXH)			
Accessory	Concentrate Nozzle			

Emergent trouble shooting:

1. If there are some burned odors produced during use, stop using and unplug from main socket immediately, and then contact a service centre or manufacturer's agency for the reason and repair. Continuous use will cause electric shock or fire.
2. Do not replace a damaged power cord yourself, it should be taken to a qualified serviceman for replacement.